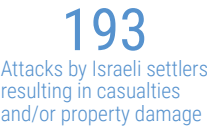
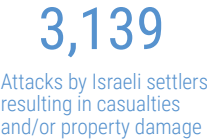
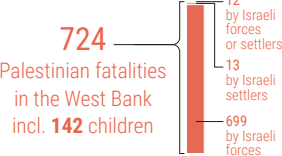


KEY FIGURES\*

NOVEMBER 2025



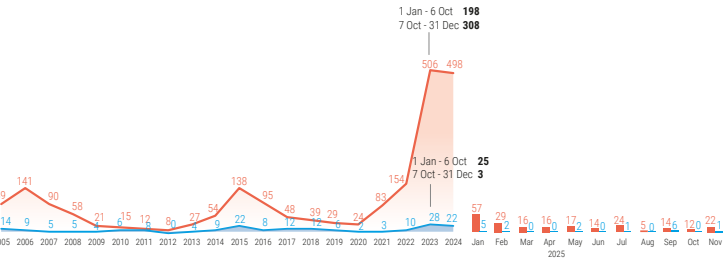
1 JANUARY 2024 - 30 NOVEMBER 2025



CASUALTIES IN THE WEST BANK

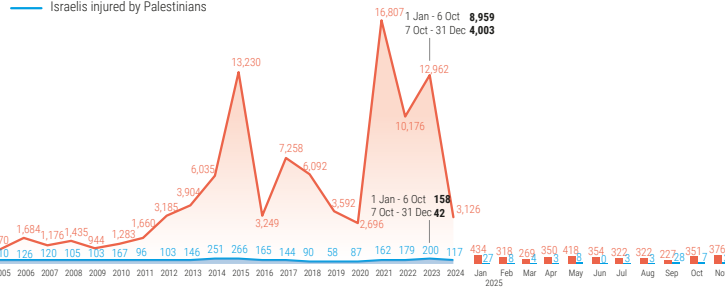
FATALITIES

— Palestinians killed by Israeli forces or settlers  
— Israelis killed by Palestinians



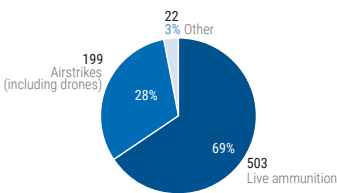
INJURIES

— Palestinians injured by Israeli forces or settlers  
— Israelis injured by Palestinians

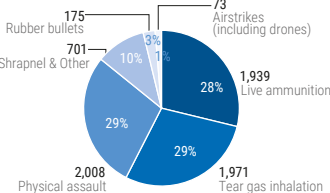


PALESTINIAN CASUALTIES BY WEAPON  
1 JANUARY 2024 - 30 NOVEMBER 2025

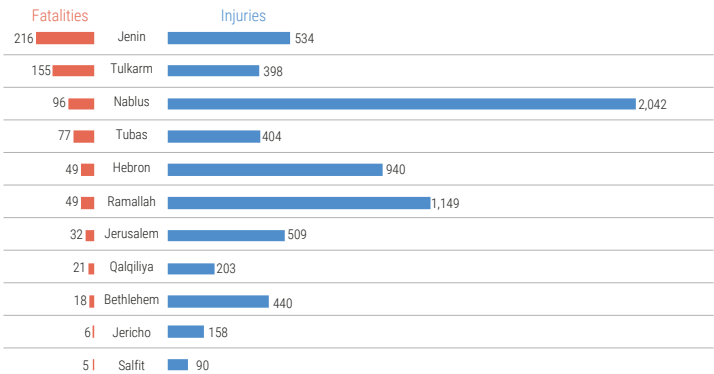
FATALITIES



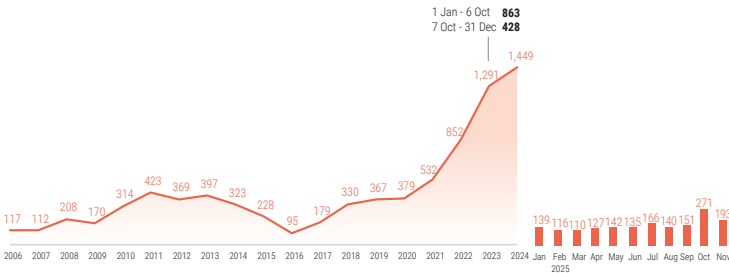
INJURIES



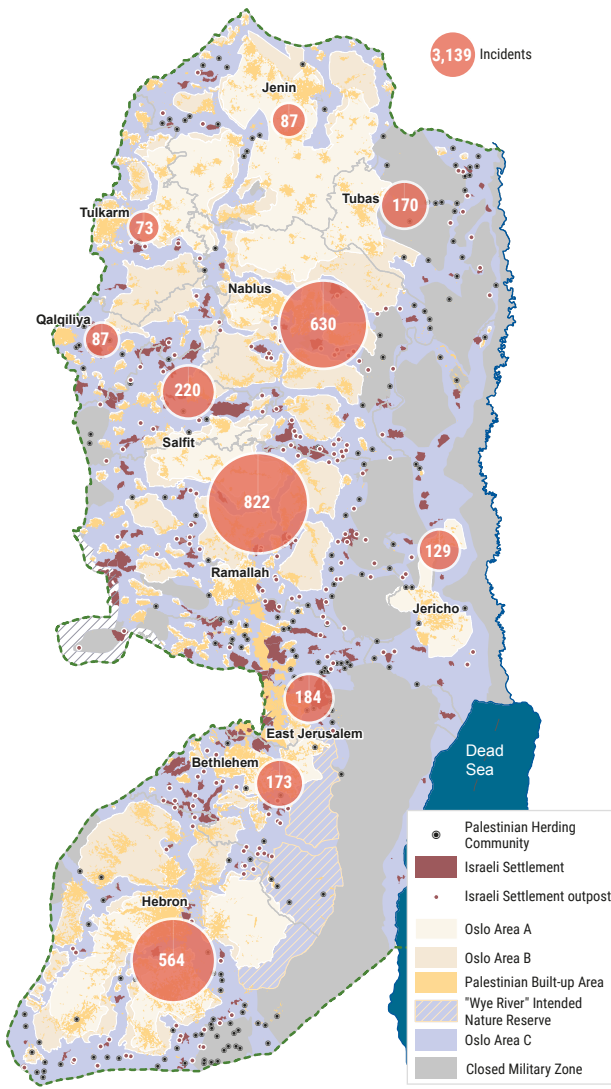
PALESTINIAN CASUALTIES BY GOVERNORATE  
1 JANUARY 2024 - 30 NOVEMBER 2025



ATTACKS BY ISRAELI SETTLERS  
AGAINST PALESTINIANS THAT RESULTED  
IN CASUALTIES AND/OR PROPERTY DAMAGE



ATTACKS BY ISRAELI SETTLERS BY GOVERNORATE  
1 JANUARY 2024 - 30 NOVEMBER 2025



\*Disclaimer:

1. This report reflects information available as of the time of publication. The most updated data and more breakdowns are available at [ochaapt.org/data](https://ochaapt.org/data).  
2. In Israel, 14 Israelis were killed by Palestinians from the West Bank in attacks that also resulted in the killing of 6 Palestinians (January 2024 - November 2025), and a Palestinian was killed in an attack by Israelis in West Jerusalem in May 2025. These are counted separately, as this report covers incidents that took place in the West Bank.  
3. Casualties in the West Bank have been documented by OCHA since 2005, settler violence since 2006, and demolitions and displacement since 2009.  
4. Palestinians or Israelis whose immediate cause of death or the perpetrator's identity remain disputed, unclear, or unknown, are counted separately, so are casualties as a result of "friendly fire" and Palestinian prisoners from the West Bank who have died in Israeli custody. Figures also do not include UXOs, mishandling of weapons, hit-and-run incidents, internal Palestinian clashes, and incidents where the perpetrator's nationality is disputed.

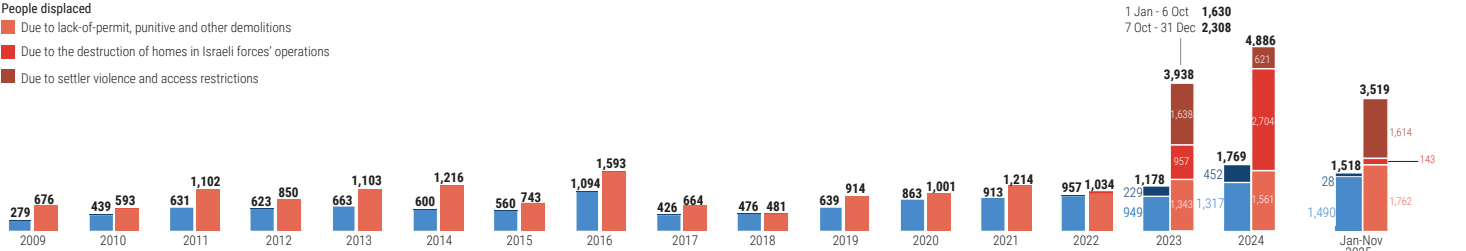
PROPERTY DAMAGE AND DISPLACEMENT  
JANUARY 2009 – 30 NOVEMBER 2025

Palestinian homes and other structures

- Demolished, seized or sealed\*\*\*
- Destroyed in Israeli forces' operations\*\*

People displaced

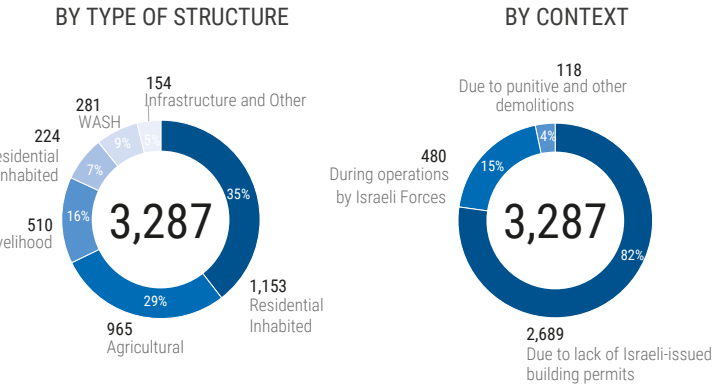
- Due to lack-of-permit, punitive and other demolitions
- Due to the destruction of homes in Israeli forces' operations
- Due to settler violence and access restrictions



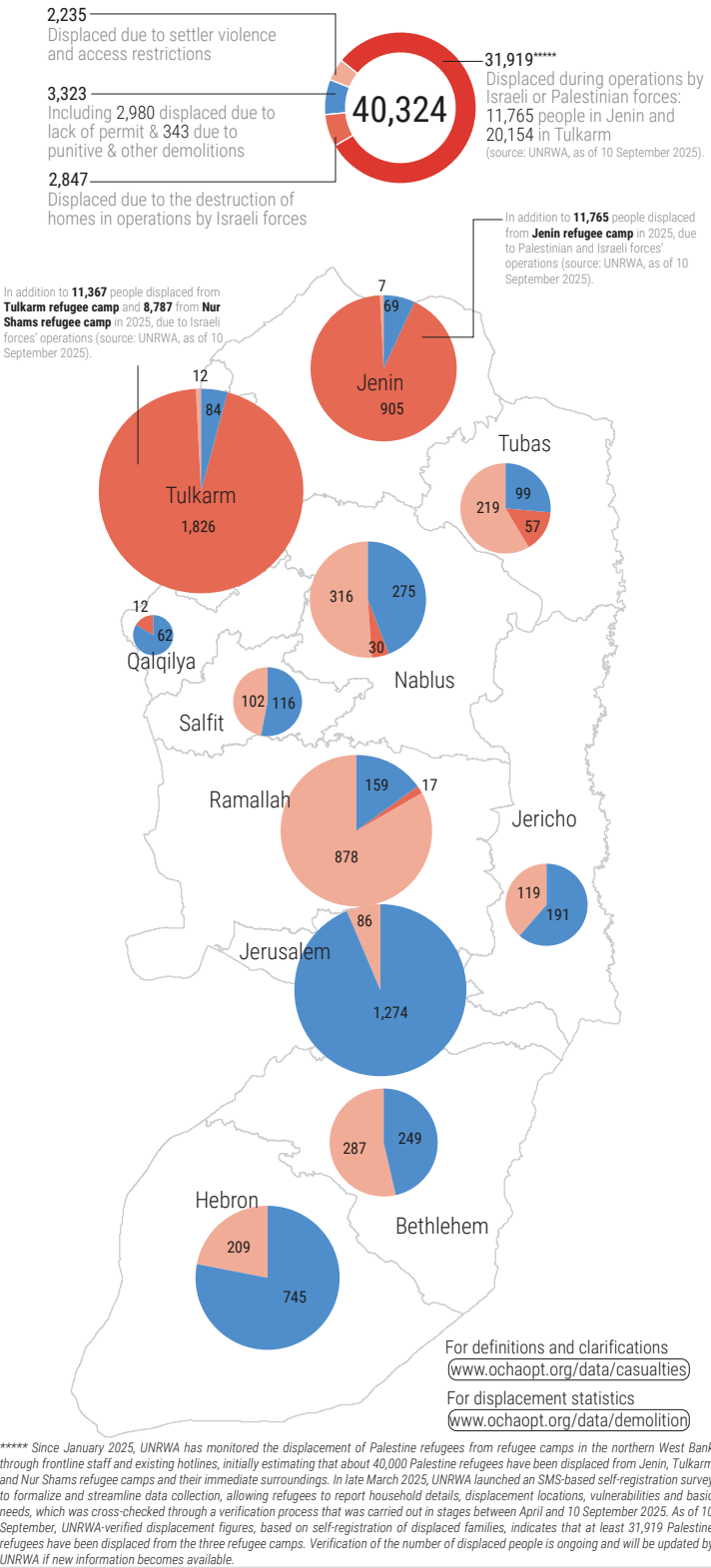
\*\*Charts in this section largely do not include property destruction within the context of operations between January and November 2025; this information will be added in the future once related assessments can be carried out, should security and access conditions permit. The situation in the northern West Bank remains fluid and numbers may be adjusted as new information becomes available.

\*\*\*Structures demolished due to the lack of Israeli-issued building permits and on punitive or other grounds. These include structures that owners were forced to demolish following the receipt of demolition orders by the Israeli authorities.

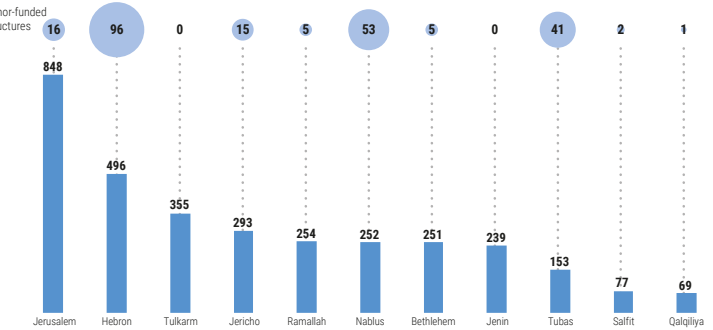
STRUCTURES DEMOLISHED (ALL CONTEXTS)  
1 JANUARY 2024 - 30 NOVEMBER 2025



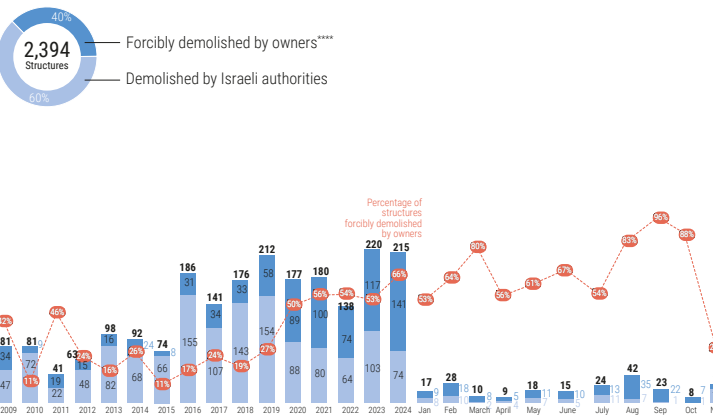
PEOPLE DISPLACED BY CAUSE AND GOVERNORATE  
1 JANUARY 2024 - 30 NOVEMBER 2025



STRUCTURES DEMOLISHED BY GOVERNORATE  
1 JANUARY 2024 - 30 NOVEMBER 2025



STRUCTURES DEMOLISHED IN EAST JERUSALEM  
DUE TO LACK OF PERMIT  
1 JANUARY 2009 - 30 NOVEMBER 2025  
(included in the other charts)



\*\*\*\* Some of the structures demolished by their owners, following the receipt of demolition orders by Israeli authorities, include cases where Israeli authorities are involved to complete the demolition of the same structures or demolish additional structures.